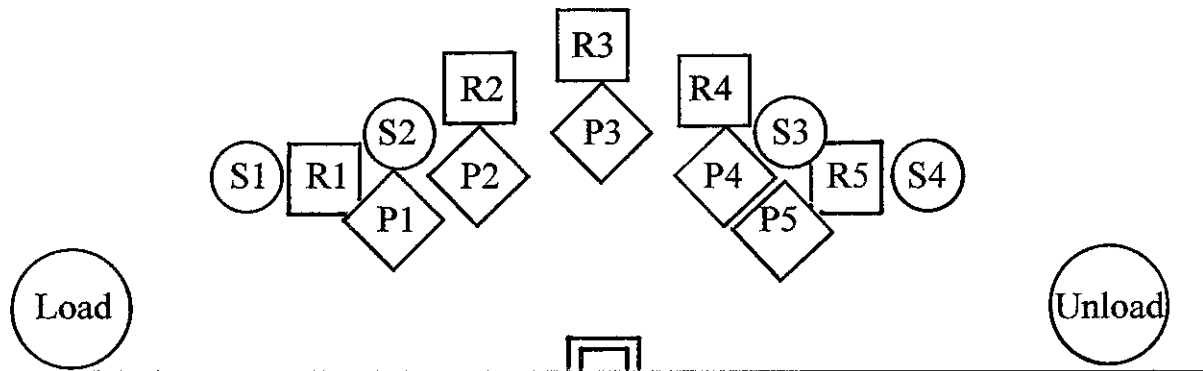


Stage 1




- 10 Rifle -10 rounds loaded hammer down on an empty chamber and staged on the table.
- 10 Pistols – 10 rounds loaded 5 rounds each hammers down on an empty chamber and staged on the table.
- 4+ shotgun -4+ rounds empty and the action open, staged on the table.

Shooter starts standing at the table palms flat not touching guns. At the BUZZER; shooter engages rifle targets as follows R1, R1, R2, R2, R3, R3, R4, R4, R5, and R5. replace open and empty rifle.

Shooter then engages pistol targets as follows P1, P1, P2, P2, and P3. (second pistol). P3, P4, P4, P5, and P5. Holster pistols.

Shooter then engages shotgun targets any order all must fall to count.

Stage 2



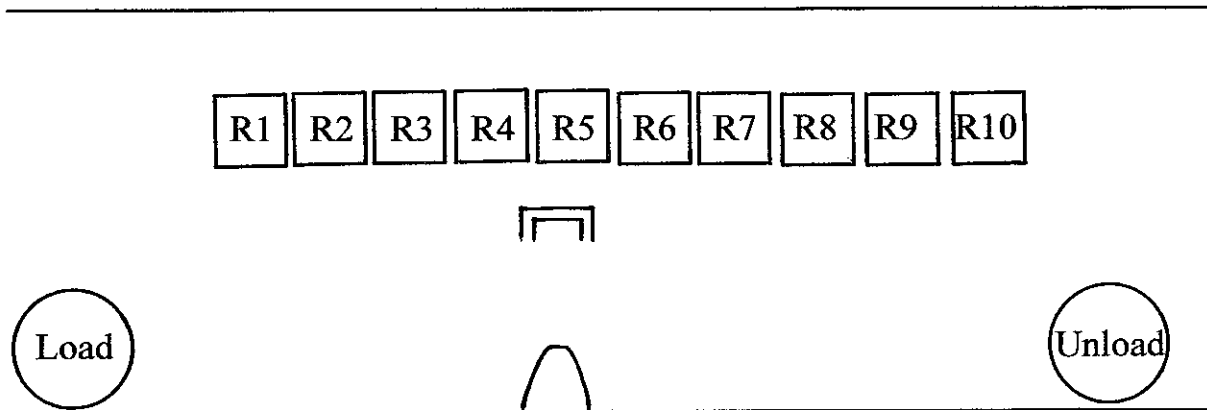
- 10 Rifle -10 rounds loaded hammer down on an empty chamber and staged on left side table.
- 10 Pistols -10 rounds loaded 5 rounds each hammers down on empty chamber and in holster.
- 4+ shotgun -4+ rounds empty and the action open, staged on the right side table.

Shooter starts standing at the left side table hands on hat. At the BUZZER; the shooter engages rifle targets as follows R1, R1, R2, R2, R3, R3, R2, R2, R1, and R1. replace open and empty rifle.

Shooter then moves to the fire pit and engages pistol targets as follows P1, P1, P2, P2, and P3. (second pistol). P3, P2, P2, P1, and P1.

Shooter then moves to the right side table and engages shotgun targets any order all must fall to count.

Stage 3



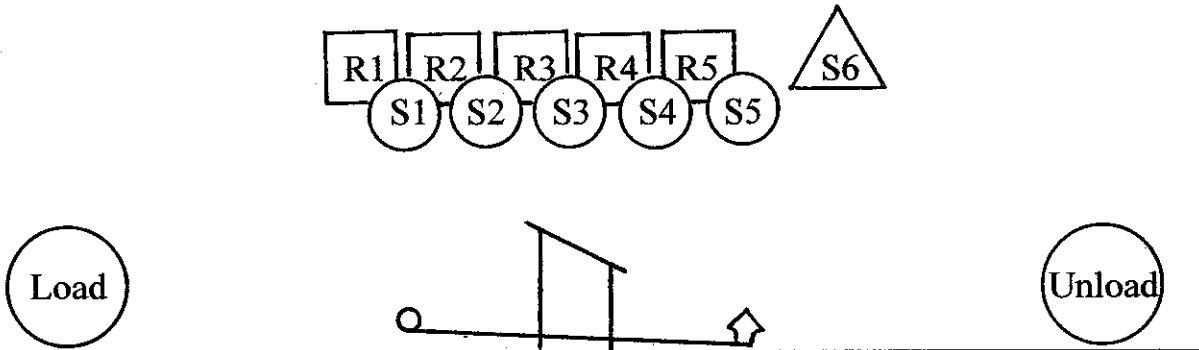
10 Rifle -10 rounds loaded hammer down on an empty chamber and staged in the rifle scabbard on the horse.

10 Pistols – 10 rounds loaded 5 rounds each hammers down on an empty chamber and in holster.

Shooter starts standing at the horse hands on the saddle horn. At the BUZZER; shooter removes rifle from scabbard and engages rifle targets as follows R10, R9, R8, R7, R6, R5, R4, R3, R2, and R1.

Shooter then moves down range to the table with open and empty rifle shooter places rifle on the table, and engages rifle targets with pistols as follows P10, P9, P8, P7, and P6. (second pistol). P5, P4, P3, P2, and P1.

Stage 4



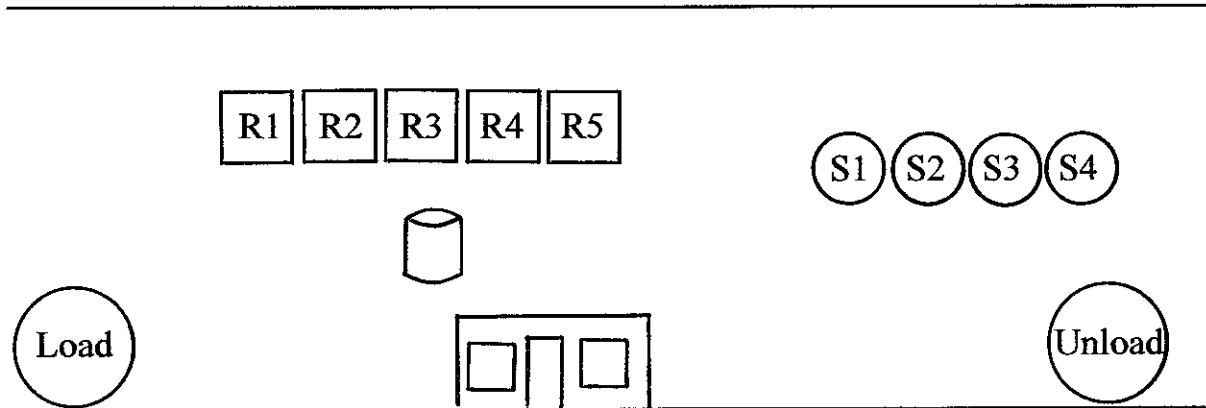
10 Rifle -10 rounds loaded hammer down on an empty chamber and staged inside the outhouse ether side of the door.

6+ shotgun -6+ rounds empty and the action open, and staged on the ether side of the door.

Shooter starts sitting inside the outhouse arms folded. At the BUZZER; Shooter then engages rifle targets from sitting, or standing position as follows R1, R2, R3, R4, R5, R1, R2, R3, R4, and R5.

The shooter then engages shotgun targets any order all must fall or be broken in the air to count.

Stage 5



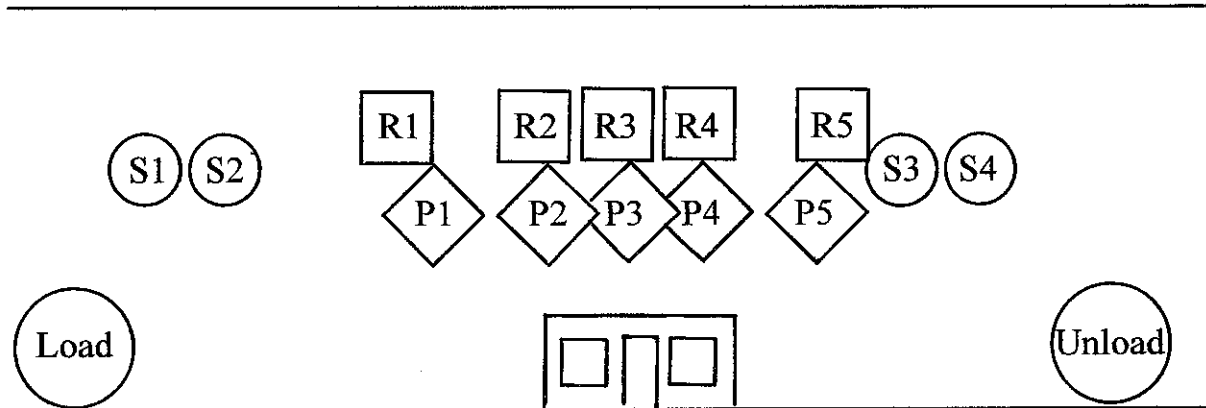
- 10** Rifle -10 rounds loaded hammer down on an empty chamber and staged at the door way.
- 10** Pistols – 10 rounds loaded 5 rounds each hammers down on an empty chamber and in holster.
- 4+** shotgun -4+ rounds empty and the action open, staged at the right side of the building.

Shooter starts standing at the right side of the building facing the posse both thumbs in gun belt. (NO SHOTGUN SHELLS IN HANDS). At the BUZZER; shooter turns around and engages shotgun targets any order all must fall to count. Replace open and empty shotgun.

Shooter then moves to the door way and engages rifle targets as follows R1, R2, R3, R4, R5, R1, R2, R3, R4, and R5. Replace open and empty rifle.

Shooter then moves down range to the stump and engages rifle targets with pistols as follows P1, P2, P3, P4, and P5. repeat second pistol.

Stage 6



10 Rifle -10 rounds loaded hammer down on an empty chamber and held at port arms.

10 Pistols – 10 rounds loaded 5 rounds each hammers down on an empty chamber and in holster.

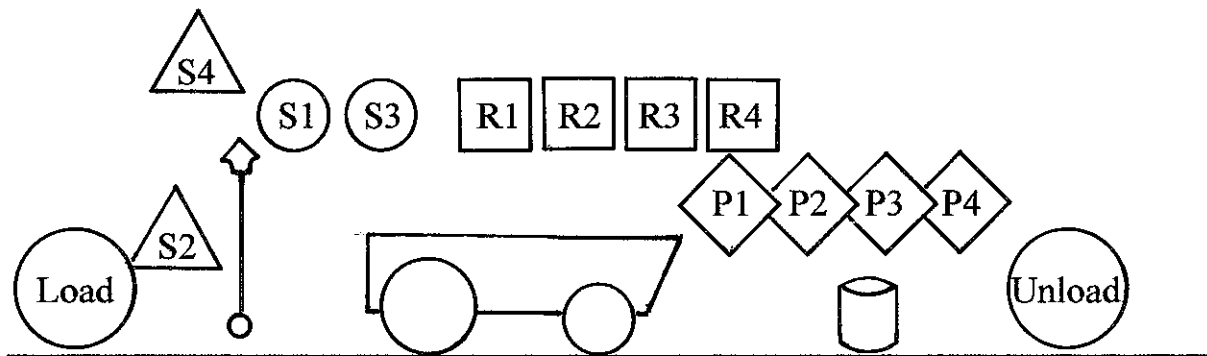
4+ shotgun -4+ rounds empty and the action open, staged at the left side window.

Shooter starts standing at the door way holding rifle at port arms. At the BUZZER; shooter engages rifle targets as follows R1, R1, R2, R3, R4, R2, R3, R4, R5, and R5. Place open and empty rifle at door.

Shooter then engages pistol targets as follows P1, P1, P2, P3, and P4. (second pistol). P2, P3, P4, P5, and P5. Holster pistols.

Shooter then moves to the left window and engages shotgun targets S1 and S2 any order. Shooter then moves safely to the right side window with open and empty shotgun after arriving at the window shooter loads and engages shotgun targets S3, and S4, any order. All must fall to count.

Stage 7



10 Rifle -10 rounds loaded hammer down on an empty chamber and staged on the right side of the wagon .

10 Pistols -10 rounds loaded 5 rounds each hammers down on empty chamber and in holster.

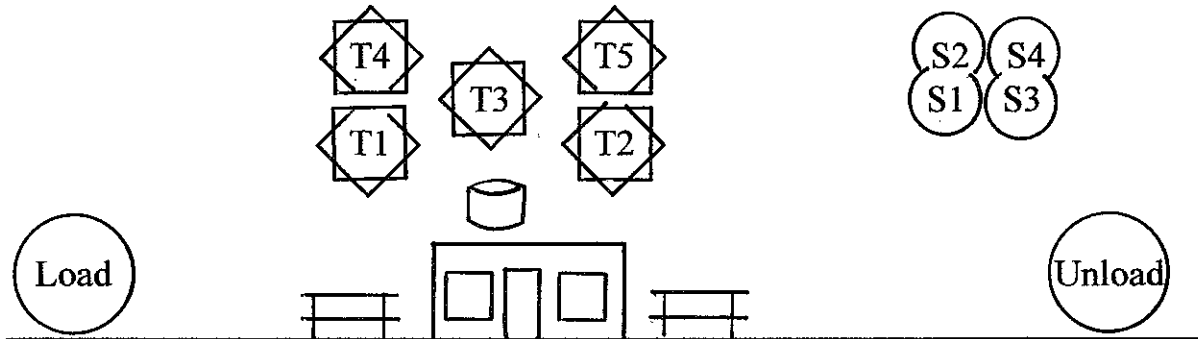
4+ shotgun -4+ rounds empty and the action open, staged on the left side of the wagon.

Shooter starts sitting on the stump both hands on knees . At the BUZZER; the shooter stands and engages pistol targets as follows P4, P3, P3, P2, and P2. (second pistol). P2, P1, P1, P1, and P1. Holster pistols.

Shooter then moves to the right side of the wagon and engages rifle targets as follows R4, R3, R3, R2, R2, R2, R1, R1, R1, and R1. Replace open and empty rifle.

Shooter then moves to the left side of the wagon and engages shotgun targets as follows S1, S2, S3, and S4. All must fall or be broken in the air to count.

Stage 8



10 Rifle -10 rounds loaded hammer down on an empty chamber and staged at the door way.

10 Pistols -10 rounds loaded 5 rounds each hammers down on empty chamber and in holster.

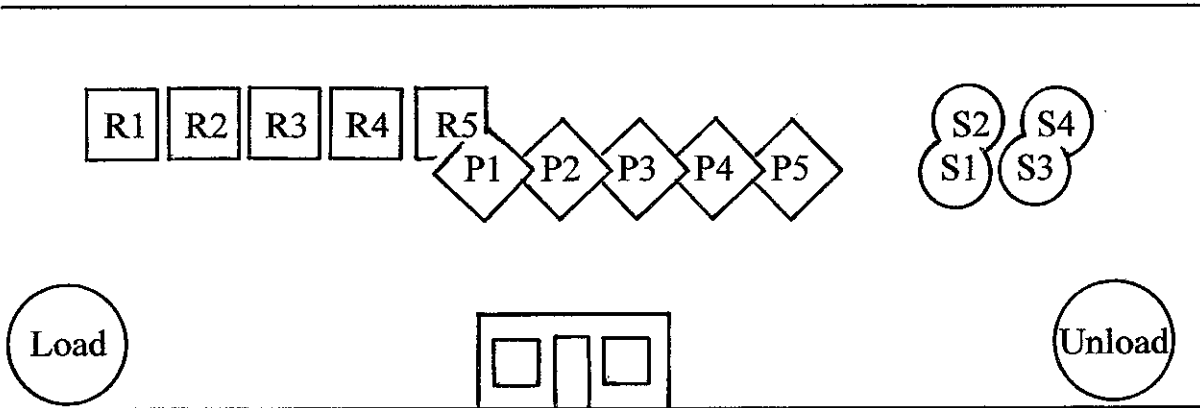
4+ shotgun -4+ rounds empty and the action open, and held at port arms .

Shooter starts standing at the right side fence with one foot past the right side post , holding shotgun at port arms. At the BUZZER; Shooter engages shotgun targets any order all must fall to count.

Shooter then moves to the doorway and makes shotgun safe. Shooter then picks up rifle and engages rifle targets as follows R1, R3, R5, R3, R1, R2, R3, R4, R3, and R2. Replace open and empty rifle.

Shooter then moves down range to the stump and engages rifle targets with pistols in the same order. P1, P3, P5, P3, and P1. (second pistol). P2, P3, P4, P3, and P2.

Stage 9



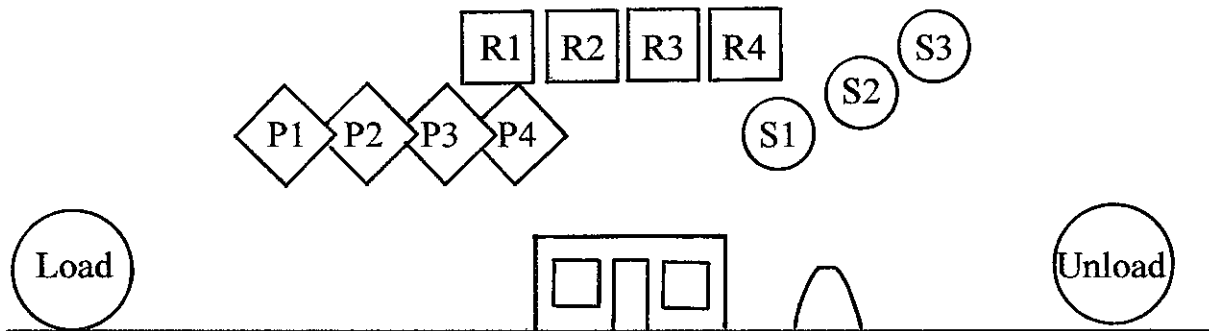
- 10 Rifle -10 rounds loaded hammer down on an empty chamber and staged on left side window table.
- 10 Pistols -10 rounds loaded 5 rounds each hammers down on empty chamber and in holster.
- 4+ shotgun -4+ rounds empty and the action open, staged on the right side window table.

Shooter starts standing at the left side window hands on window frame. At the BUZZER; the shooter engages rifle targets as follows R1, R1, R2, R2, R3, R3, R4, R4, R5, and R5. replace open and empty rifle.

Shooter then moves to the door way and engages pistol targets as follows P1, P1, P2, P2, and P3. (second pistol). P3, P4, P4, P5, and P5.

Shooter then moves to the right side window and engages shotgun targets any order all must fall to count.

Stage 10



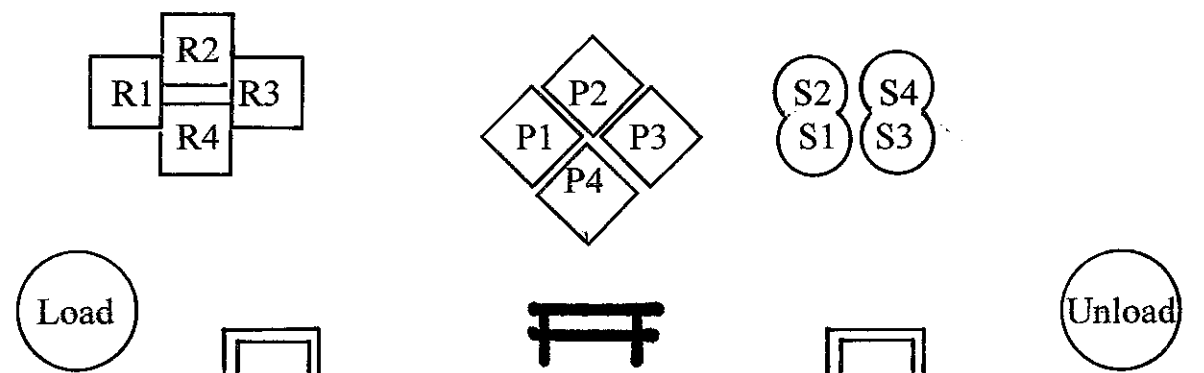
- 10 Rifle -10 rounds loaded hammer down on an empty chamber and staged at the right side window.
- 10 Pistols – 10 rounds loaded 5 rounds each hammers down on an empty chamber and in holster.
- 3+ shotgun -3+ rounds empty and the action open, staged on the horse at the right side of the building.

Shooter starts standing at the horse hands on the horses back. At the BUZZER; shooter engages shotgun targets any order all must fall to count.. Replace open and empty shotgun.

Shooter then moves to the right side window and engages rifle targets through the window as follows R4, R3, R2, R1, R4, R3, R2, R4, R3, and R4. Replace open and empty rifle.

Shooter then moves to the left side window and engages pistol targets through the window as follows P4, P3, P2, P1, and P4. (second pistol) P3, P2, P4, P3, and P4.

Stage //



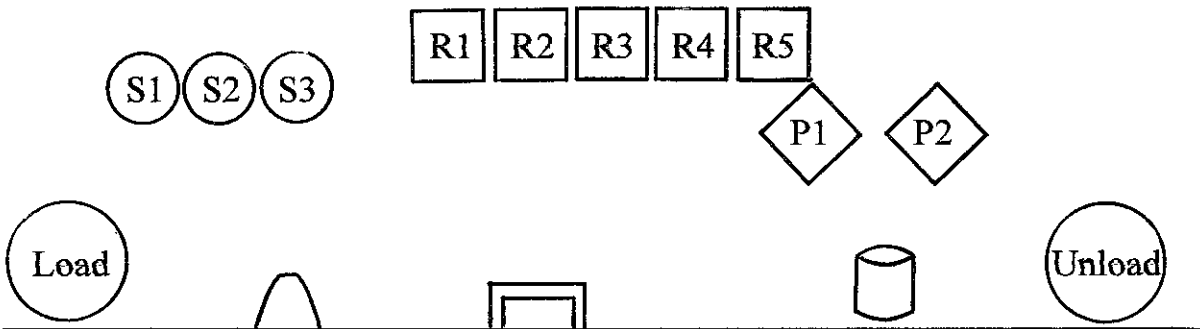
- 10 Rifle -10 rounds loaded hammer down on an empty chamber and staged on left side table.
- 10 Pistols -10 rounds loaded 5 rounds each hammers down on empty chamber and in holster.
- 4+ shotgun -4+ rounds empty and the action open, staged on the right side table.

Shooter starts standing at the left side table palms flat on table not touching rifle. At the BUZZER; the shooter engages rifle targets as follows R1, R1, R1, R1, R2, R2, R2, R3, R3, and R4. Replace open and empty rifle.

Shooter then moves to the fence and engages pistol targets as follows P1, P1, P1, P1, and P2. (second pistol). P2, P2, P3, P3, and P1.

Shooter then moves to the right side table and engages shotgun targets any order all must fall to count.

Stage /2



- 9 Rifle -9 rounds loaded hammer down on an empty chamber and staged on the table.
- 10 Pistols – 10 rounds loaded 5 rounds each hammers down on an empty chamber and in holster.
- 3+ shotgun -3+ rounds empty and the action open, staged on the left side horse.

Shooter starts standing at the stump with one foot on each side of the stump. At the BUZZER; shooter engages pistol targets as follows P1, P2, P1, P2, and P1. (second pistol). P2, P1, P2, P1, and P2. Holster pistols.

Shooter then moves to the table and engages rifle targets as follows R1, R2, R2, R3, R3, R3, R4, R4, and R5. Replace open and empty rifle.

Shooter then moves to the horse and engages shotgun targets any order all must fall to count.